

WINDOW COUNT CHEAT SHEET



STEP 1 PRINT BOTH PAGES

STEP 2 COUNT YOUR WINDOW PANES





















*Counting is a lot easier if you walk around the outside of your home.

*Be sure to count each pane and not just windows.

*A pane is defined as any bordered piece of glass that has a frame around it.

PANE TYPE	TALLY	TOTAL
SMALL		
MEDIUM		
LARGE		
XTRA LARGE		
SPECIAL		
STORM PANELS		
QUESTIONS AND NOTES		

WINDOW REFERENCE SHEET

<p style="text-align: center;">SMALL</p> <div style="display: flex; justify-content: space-around; align-items: center;"> <div style="text-align: center;">  <p>32 Panes</p> </div> <div style="text-align: center;">  <p>18 Panes</p> </div> <div style="text-align: center;">  <p>15 Panes</p> </div> </div>	<p style="text-align: center;">MEDIUM</p> <div style="display: flex; justify-content: space-around; align-items: center;"> <div style="text-align: center;">  <p>1 Pane</p> </div> <div style="text-align: center;">  <p>1 Pane</p> </div> <div style="text-align: center;">  <p>2 Panes</p> </div> </div>
<p style="text-align: center;">LARGE</p> <div style="display: flex; justify-content: space-around; align-items: center;"> <div style="text-align: center;">  <p>2 Panes</p> </div> <div style="text-align: center;">  <p>1 Pane</p> </div> <div style="text-align: center;">  <p>5 Panes</p> </div> </div>	<p style="text-align: center;">XTRA LARGE</p> <div style="display: flex; justify-content: space-around; align-items: center;"> <div style="text-align: center;">  <p>1 Pane</p> </div> <div style="text-align: center;">  <p>1 Pane</p> </div> <div style="text-align: center;">  <p>4 Panes</p> </div> </div>
<p>SPECIAL: Please contact us if you have any of these window types</p> <div style="display: flex; justify-content: space-around; align-items: center;">      </div> <div style="display: flex; justify-content: space-around; align-items: center; margin-top: 10px;">    </div>	<p style="text-align: center;">STORM PANELS</p> <p>*If you have storm windows, please call for an in person estimate.</p> <p>You can still choose to do a rough estimate through Responsibid, but the pricing won't be confirmed until we can do an in person estimate. *</p>

If you have grids on your windows, are they removable?

Yes No

Are there any trees/bushes that could make reaching a window difficult?

Yes No